

DataPoint Tips: *Did You Know...*

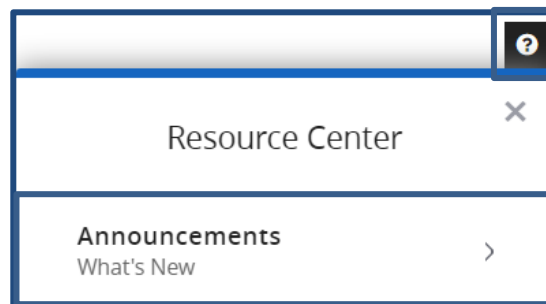


New Features and Functionalities

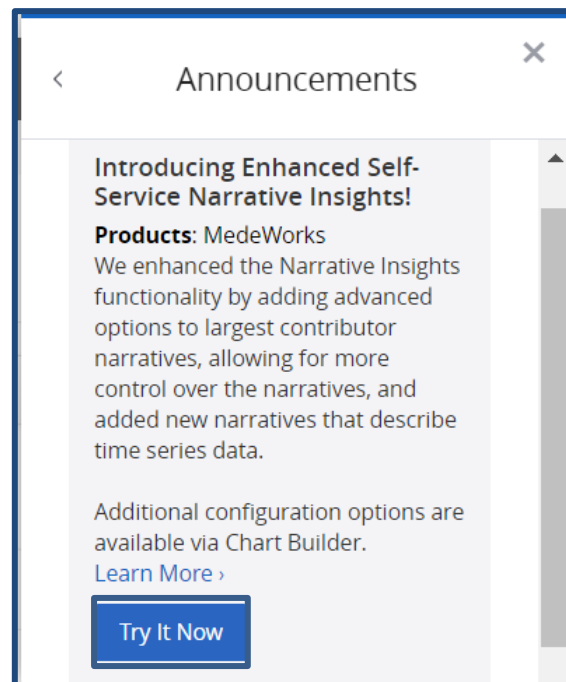
DataPoint will alert you when new features or functionalities are released. Many new releases are accompanied by a step-by-step product tour that will teach you how to use the new feature while inputting personalized selections. You can also click the question mark at the top of your screen if you have additional questions.

How to Access What is New


1. Navigate to the **Resource Center** at the top right of the page and click **Announcements** to see a list of new features or functions.



2. If the feature or function has a step-by-step product tour, a **Try It Now** button will appear.

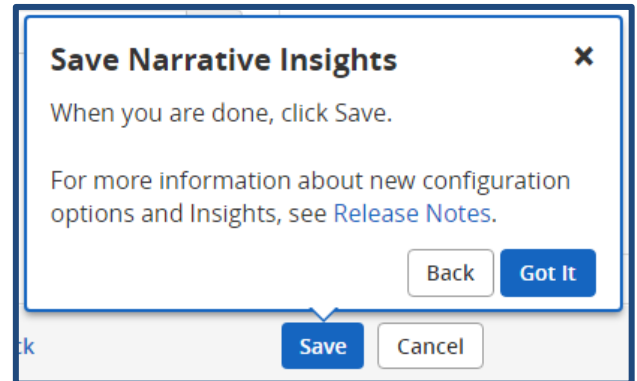
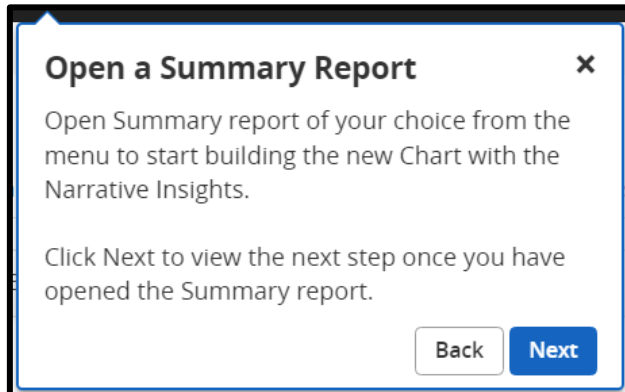


DataPoint Tips: *Did You Know...*



Continued...

3. Click **Try It Now** to complete a product tour with details explaining what's new. As an example, the boxes below show a step-by-step product tour of the **Self-Service Narrative Insights** function. Click on the **Next**, **Got It**, or **Save** buttons to complete the tour.



Note: This feature provides announcements that may not relate to all users based on access permissions.

New Reports and/or Dashboards

When new reports and/or dashboards are released, they will be communicated to customers via a Salesforce email directly from Optima Health.

For more information, visit
optimahealth.com/needtoknow

Optima Health 
A Service of Sentara